

# **DISCOVER FLEXIBILITY**

*Anytime. Anywhere.*

MOBILE FLEXIBILITY WITH  
COMFORT AND SERVICE

**TISCHER**  
FREIZEITFAHRZEUGE



**PICK-UP-CABINS**

2025 E

# **TISCHER AND PICK-UP**

**THE MOST FLEXIBLE WAY TO DISCOVER THE WORLD. ANYTIME. EVERYWHERE.**

*The pick-up was invented during the Golden 1920s in the United States. It was a particularly versatile type of vehicle from the very beginning, because you cannot only drive it but also use it for transporting whatever you like.*

The idea of turning the pick-up into a camper came from America as well. However, it was in Europe that the idea was perfected and camper cabins were upgraded in terms of quality.

For more than 50 years, TISCHER has been the specialist for factory-made camper cabins that can be moved anywhere at any time with a high-traction pick-up. Whether you're off on a quick trip, weekend break or journeys lasting weeks and months, this gives you the opportunity to make plenty of new discoveries. The cabin always has everything you need to travel in comfort.

Whether summer or winter, off-road or urban, whether for sport, camping, the beach or quick shopping trips: your pick-up plus TISCHER demountable cabin lets you completely rediscover freedom and flexibility. It is just as compact and easy to handle for back country travel as in urban traffic. If you want to drive your pick-up on its own, just take the cabin off – and then put it back on again afterwards.

**DISCOVER TISCHER!**

*Anytime. Anywhere.*





**IDEA & PRODUCTION P. 2-19**

TISCHER and pick-ups	P. 2
TRAIL or BOX?	P. 4
Mounting and de-mounting	P. 6
TISCHER production	P. 8
Interior worlds	P. 10
Kitchen	P. 12
Bathroom	P. 14
Furniture & wood	P. 16
Choice of fabrics	P. 18

**PICK-UP CABINS P. 20-39**

TRAIL / BOX 200	P. 20
TRAIL / BOX 220	P. 22
TRAIL / BOX 230 / 230S	P. 24
TRAIL / BOX 240	P. 26
TRAIL / BOX 250 / 275S	P. 28
TRAIL / BOX 260 / 260S	P. 30
TRAIL / BOX 260R / 260RS	P. 32
TRAIL / BOX 260SD	P. 34
TRAIL / BOX 280 / 280S	P. 36
Equipment	P. 38
Accessories	P. 39

**WORLD OF TISCHER P. 40-51**

Company	P. 40
Sustainability	P. 42
TISCHER Classic	P. 43
TISCHER chronicle	P. 44
TISCHER Treff	P. 45
TISCHER service	P. 46
Leisure & more	P. 48
TISCHER individual	P. 50
Basis vehicles	P. 51

# PICK-UP CABINS

**TRAIL version**

## **TRAIL OR BOX?** **WHAT'S YOUR PREFERENCE?**

When it comes to pick-up cabins, do you prefer the classic shape of our BOX version? Or is our somewhat sleeker TRAIL model more your thing? Both are very positively rated by TISCHER customers. Here we briefly show you how they differ from one another:

The modern looking **TRAIL version** is more streamlined at the alcove above the pick-up's passenger compartment. This improves the aerodynamics and provides more space inside. The material used is double-shell foam-filled GRP molded parts. The flat surface at the front is ideal for installing a pair of additional headlights if you want.

Due to its slightly more angular appearance, the **BOX version** looks bigger. In terms of material and manufacturing quality, it is in no way inferior to the TRAIL model. It is also built from high-quality aluminum sandwich panels. However, the production process is less complex. That is why we can offer this model cheaper.



**BOX version**



# ***MOUNTING AND DEMOUNTING***



## ***THE PICK-UP CABIN*** ***MOUNTING AND DEMOUNTING MADE EASY***

Mounting and demounting the cabin is easy with the aid of the retractable supports. Thanks to the professional familiarisation session conducted by our specialist staff when the vehicle is being handed over, and with just a little practice, mounting and demounting can be done in 20 minutes.





Extend supports with cordless screwdriver or crank handle

Turnbuckle and 13-pin socket



Mounting and demounting in just 20 minutes

### **DEMOUNTING**

For demounting, you just have to release the attachments between cabin and pick-up and drop the four supports to the ground. The supports are extended with the help of a crank or cordless screwdriver until the cabin is separated from the vehicle. Once you have driven the vehicle away, you lower the cabin slightly to facilitate easy entry.

### **MOUNTING**

Mounting the cabin is just as easy, just in the reverse order: Lift the cabin until you can drive the pick-up beneath it. Now lower the cabin again, attach the brackets, plug in the 13-pin plug for the lighting as well as the as well as the 3-pin plug for charging the battery and retract the supports.

### **SMART CONSTRUCTION**

Every TISCHER cabin is designed to ensure that the truck bed need not be altered; it can be used without restriction following demounting.

# ***PRODUCTION***

A man with glasses and a white t-shirt is working on a wooden structure in a workshop. He is leaning over a long wooden beam, possibly a workbench or a part of a cabin. The background is a blurred workshop with various tools and materials. The lighting is warm and natural, suggesting a bright day. A large white diagonal shape is overlaid on the right side of the image, partially obscuring the man's face and the workbench.

## ***CABIN CONSTRUCTION*** ***MODERN ENGINEERING AND*** ***TRADITIONAL HANDCRAFTING***

***From the initial design to the finished TISCHER cabin, we take your wishes and requirements into account.***

That is why, with the most modern machine engineering and the highest standards of precise workmanship, our staff produce premium-quality demountable cabins "Made in Germany". The platinum level that we have supplied will give you an exceptional advantage. It means that you can keep your mobile home for many years with minimum upkeep. It is extremely long-lasting, which isn't just good for you – it's also good for the planet.

The cabin is constructed to a sandwich design. The aluminium sheeting, solid foam and internal plywood panel are glued under pressure. Thereafter, the CNC-machined cabin components are precisely assembled. This construction technique offers a number of advantages: a high level of stability, low weight and outstanding insulating properties.





# ***INTERIOR WORLDS***

The image shows the interior of a motorhome, divided into three main sections. On the left is a kitchen area with a white countertop, a stainless steel sink, a two-burner stove, and a built-in oven. Above the counter are wooden shelves with various kitchen items. In the center is a living area with a wooden cabinet, a television, and a window with white curtains. On the right is a dining area with a white table and a grey and white cushioned bench. A breakfast spread is on the table, including a fried egg, a bowl of grapefruit, a bowl of pretzels, and two cups of coffee. The interior is finished with light wood paneling and a white ceiling.

## ***INTERIOR AND EQUIPMENT*** ***SPACIOUS AND COMFORTABLE***

Living, sleeping, cooking, relaxing – and all in our demountable cabin. Ideal built-in units, comfortable seating elements and abundant storage space permit relaxed travelling. Generous bed dimensions and the optional lengthwise bed version ensure a good night's sleep.





## **REFINED KITCHEN**

**WITH PERFECT ERGONOMICS AND USE OF SPACE**

The new kitchen is even more spacious and ergonomically designed, and it travels everywhere with you! The cooking area is clearly delineated from the area for washing up, making things even more ergonomic. The powerful compressor fridge doesn't just keep your food perfectly fresh; it will also give you plenty of enjoyment when you're on the move.

# INTERIOR WORLDS





***LOTS OF SPACE IN THE SMALLEST ROOM***  
***NEAT HOW IT ALL FITS!***

The new bathroom concept from TISCHER is a model of space utilization, function and comfort with space for a folding washbasin, shower, toilet, wall cabinet to make mobile life comfortable. The guide of the shower door has been optimized to use up less living space when the bathroom is not in use. The large washbasin, which now folds away lengthwise in the driving direction, offers plenty of room in the smallest of spaces. An innovative solution ensures that residual water is collected even better than before after use of the washbasin.

# ***INTERIOR WORLDS***





## ***FURNITURE MANUFACTURE*** ***HIGH QUALITY AND APPEALING***

### ***Tradition and innovation go hand in hand:***

We produce precisely tailored furniture, emphasising both functionality and wellbeing in the interior. Everything you need has a place of its own, close at hand. At the same time, we strive to provide open spaces, appealing surfaces and comfortable seating.

And special wishes present no problems either: Additional storage space, individual interior fittings or even greater comfort – we execute even the most unusual of ideas to meet your specifications exactly.



# INTERIOR WORLDS



# INTERIOR WORLDS

**YOU MAKE THE CHOICE!**  
**WE MAKE YOUR WISHES COME TRUE**

For even more individuality and personality, we offer our curtains in modern form as panel curtains or Roman blinds with matching decorative curtains. With our Lagona, Dimare, Limea and Delio and Savaro fabric designs, there is something for everyone. Whether it's eye-catching colors, maritime flair or a low-key, understated feel:

*You choose to suit your taste!*

**CLEAN JOB!**  
**EASY TO CLEAN AND HYGIENIC**

We only use high-quality, hard-wearing fabrics from German quality weaving mills to ensure that you enjoy your upholstery for a long time to come. All upholstery fabrics can be easily removed and washed. They can also be cleaned with alcohol based disinfectants, once a small test has been carried out in a concealed spot. The detailed care instructions for our fabrics can be found here:



**FABRIC DESIGN "LAGONA"**



**FABRIC DESIGN "DIMARO"**



**FABRIC DESIGN "LIMEA"**



**FABRIC DESIGN "DELIO"**



**FABRIC DESIGN "SAVARO"**



## ***SELECTION OF FABRICS*** ***MODERN AND CLASSICALLY ATTRACTIVE***

With modern fabrics, fashionable trend colours and lots of extras for the individual interior design of your demountable cabin, we ensure that you feel at home. Our upholstery and curtain fabrics are available in a choice of five different versions.



***Compact, light and spacious – with these features, the demountable cabin TRAIL/BOX 200 is the ideal travel companion for couples taking active holidays.***

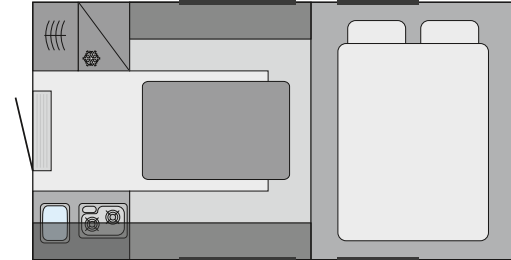
The TRAIL/BOX 200 model is suitable for both one-and-a-half cabin and double-cabin pick-ups. In combination with a one-and-a half cabin, the demountable cabin is almost flush with the back of the basis vehicle. This means the slope angle of the pick-up is not restricted and the special

construction technique of our most popular and lightest cabin means that good cross-country mobility is assured.

In the interior, numerous comfort features immediately become evident: a standing height of 1.95 m, a central seating group which can be converted to a bed area and the generous bed dimensions prevent any feeling of constriction; modern upholstery fabrics and curtains provide a pleasant environment even on long trips.



# TRAIL/BOX 200



Interior fittings TRAIL/BOX 200

## TECHNICAL DATA

Total width\* 210 cm

Total length\* 555 cm

Total height\* 299 cm / Standing height 195 cm

Platform length 365 cm (TRAIL) / 367 cm (BOX)

Floor length inside 200 cm

Bed dimensions alcove 198 x 150 cm

Bed dimensions seating group 198 x 111 cm

## GAS, WATER & HEATING SYSTEM

Storage space for two 5 kg gas bottles, with access from outside

Gas heating "TRUMA VarioHeat Eco" with safety gas pressure controller  
"TRUMA Mono Control CS" for operation while vehicle is in motion

Cut-off valves for each individual appliance

Fresh water supply with two 15 litre canisters and immersion pump

## SUITABLE BASIS VEHICLES \*\*

Ford Ranger, Isuzu D-Max, Jeep Gladiator, Land Rover Defender, Mercedes X-Class, Mitsubishi L200/Fiat Fullback, Nissan Navara, Toyota Hilux, VW Amarok

Some of the accessories shown are not included as standard – available with surcharge.

\*Approx. – depending on basis vehicle and equipment

\*\*See additional information on Page 51





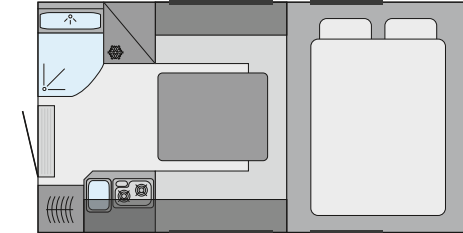
***Within a very short space of time, the VW Amarok has become one of the most popular pick-up models. With the TRAIL/BOX 220 model, the TISCHER range has the matching demountable cabin.***

The vehicle has now undergone both an optical and above all a technical facelift. Greater power thanks to the V6 engine now also permits off-road tours. Our Model TRAIL/BOX 220 is tailored exactly

to the Amarok to give a cohesive appearance. The cabin unit is 382 cm long and barely wider than the basis vehicle. The resulting unit is compact and thus perfect for use on dirt roads and serpentine. The bright and cosily-designed interior has a dinette with seating for two to three. The equipment also includes a wardrobe, galley kitchen and a sanitation room with cassette WC, wash basin, shower and cabinet with mirror.



# TRAIL/BOX 220



Interior fittings TRAIL/BOX 220

## TECHNICAL DATA

Total width\* 210 cm

Total length\* 585 cm

Total height\* 299 cm / Standing height 195 cm

Platform length 382 cm / Floor length inside 220 cm

Bed dimensions alcove 198 x 150 cm

Bed dimensions seating group 198 x 97 cm

## GAS, WATER & HEATING SYSTEM

Storage space for two 5 kg gas bottles, with access from outside

Gas heating "TRUMA Combi 4E" with water heating system (boiler 10 litre)

Cut-off valves for each individual appliance

Fresh water supply with 96 litre tank and pressure pump

45 litre waste water tank as underfloor tank

## SUITABLE BASIS VEHICLES \*\*

Ford Ranger, Isuzu D-Max, Jeep Gladiator, Mercedes X-Class, Nissan Navara, Toyota Hilux, VW Amarok

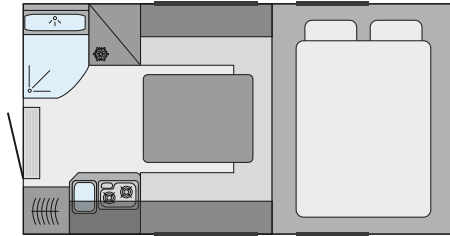
Some of the accessories shown are not included as standard – available with surcharge.

\*Approx. – depending on basis vehicle and equipment

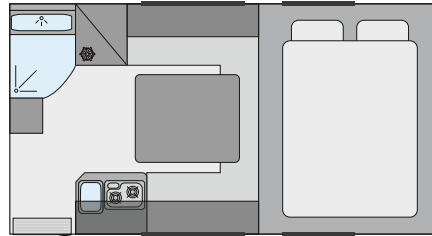
\*\*See additional information on Page 51



# TRAIL/BOX 230/230S



Interior fittings TRAIL/BOX 230



Interior fittings TRAIL/BOX 230S



## TECHNICAL DATA

Total width\* 210 cm

Total length\* 585 cm

Total height\* 299 cm / Standing height 195 cm

Platform length 400 cm / Floor length inside 237 cm

Bed dimensions alcove 198 x 150 cm

Bed dimensions seating group 198 x 113 cm (TRAIL/BOX 230)

Bed dimensions seating group 198 x 111/91 cm (TRAIL/BOX 230S)

## GAS, WATER & HEATING SYSTEM

Storage space for two 5 kg gas bottles, with access from outside

Gas heating "TRUMA Combi 4E" with water heating system (boiler 10 litre)

Cut-off valves for each individual appliance

Fresh water supply with 96 litre tank and pressure pump

45 litre waste water tank as underfloor tank

## SUITABLE BASIS VEHICLES \*\*

Ford Ranger, Isuzu D-Max, Jeep Gladiator, Mercedes X-Class, Nissan Navara, Toyota Hilux, VW Amarok

Some of the accessories shown are not included as standard – available with surcharge.

\*Approx. – depending on basis vehicle and equipment

\*\*See additional information on Page 51







***The TRAIL/BOX 230 and 230S models are particularly suited to all pick-ups with double-cabin driver's cab.***

Here you can choose between rear entrance (230) and side entrance (230S). In terms of the extensive equipment, on the other hand, there are no differences. Both versions make a convincing impression with abundant space and comfort, the standing height is a pleasant 1.95 m. The kitchen, four cosy seats, a large bed in the alcove and

generous storage make even long trips a pleasure. With just minimal adjustment, the seating group can be converted into a further bed. Also on board is a washroom with large, fold-down wash basin and a warm water system.

The washroom features a bench WC thus ensuring a clear layout with no sharp edges.

A further plus: easy cleaning is guaranteed.



***Spacious, comfortable, variable – our TRAIL/BOX 240 model makes a convincing impression with these and further features.***

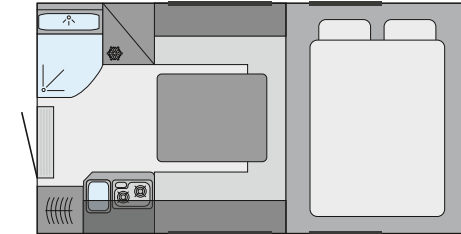
With the Ford Ranger as the basis vehicle, you will drive comfortably and absolutely safely. As the first pick-up in the double-cabin version, the Ford Ranger was awarded five stars in the Euro-NCAP crashtest. And five stars also go to our pick-up-cabin: The TRAIL/BOX 240 has a very special feature.

It is suitable for both one-and-half and double cabins. With this model featuring rear entrance, lack of space is a thing of the past.

Generous dimensions and a standing height of 1.95 m, as well as numerous storage compartments turn even long journeys into a pleasure trip. The modern design of the interior and perfectly matching handcrafted furniture demonstrate our vast experience in the construction of motor homes.



# TRAIL/BOX 240



Interior fittings TRAIL/BOX 240

## TECHNICAL DATA

Total width\* 210 cm

Total length\* 575/599 cm

Total height\* 299 cm / Standing height 195 cm

Platform length 400 cm / Floor length inside 237 cm

Bed dimensions alcove 198 x 150 cm

Bed dimensions seating group 198 x 113 cm

## GAS, WATER & HEATING SYSTEM

Storage space for two 5 kg gas bottles, with access from outside

Gas heating "TRUMA Combi 4E" with water heating system (boiler 10 litre)

Cut-off valves for each individual appliance

Fresh water supply with 96 litre tank and pressure pump

45 litre waste water tank as underfloor tank

## SUITABLE BASIS VEHICLES \*\*

Ford Ranger, Isuzu D-Max, Jeep Gladiator, Land Rover Defender, Mercedes X-Class, Nissan Navara, Toyota Hilux, VW Amarok

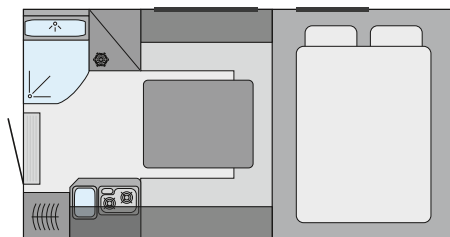
Some of the accessories shown are not included as standard – available with surcharge.

\*Approx. – depending on basis vehicle and equipment

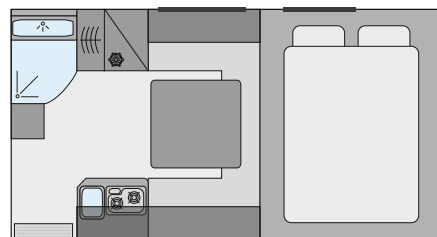
\*\*See additional information on Page 51



# TRAIL/BOX 250/275S



Interior fittings TRAIL/BOX 250



Interior fittings TRAIL/BOX 275S



## TECHNICAL DATA

Total width\* 226 cm

Total length\* 645 cm

Total height\* 316 cm / Standing height 200 cm

Platform length 410 cm (TRAIL/BOX 250) / 437 cm (TRAIL/BOX 275S)

Floor length 244 cm (TRAIL/BOX 250) / 272 cm (TRAIL/BOX 275S)

Bed dimensions alcove 213 x 150 cm

Bed dimensions seating group 213 x 122 cm (TRAIL/BOX 250)

Bed dimensions seating group 213 x 121/128 cm (TRAIL/BOX 275S)

## GAS, WATER & HEATING SYSTEM

Storage space for two 5 kg gas bottles, with access from outside

Gas heating "TRUMA Combi 4E" with water heating system (boiler 10 litre)

Cut-off valves for each individual appliance

Fresh water supply with 96 litre tank and pressure pump

45 litre waste water tank as underfloor tank

## SUITABLE BASIS VEHICLES \*\*

Dodge RAM

Some of the accessories shown are not included as standard – available with surcharge.

\*Approx. – depending on basis vehicle and equipment

\*\*See additional information on Page 51





***Family holidays with a pick-up? Why not? Our demountable TRAIL/BOX 250 cabin with rear entrance and 275S with side entrance are mobile holiday apartments for a family of four.***

The roomy motor home cabin is particularly suited to American pick-ups with truck beds of around 1.99 m (6 ft) length. Thanks to the capacity of the basis vehicle and the large driver's cab, holidays with the family or as a group are easily possible, without making any compromises in

holiday enjoyment and accommodation comfort. The interior space is correspondingly generous.

The standing height is a pleasant two metres.

Built-in units in the highest workmanship, numerous storage compartments, modern, hardwearing upholstery fabrics and covers, as well as state of the art engineering, are only some of the many standard fitting details. The washroom designed for cabins with very little rear protrusion is compact yet completely equipped.



***No wish remains unfilled: Our 260 model with rear entrance or 260S with side entrance offer the optimum in spacious comfort for up to four occupants.***

The living area offers enough space for relaxing, down-time, sleeping and for joint activities. Galley, four comfortable seating spaces, large beds, 1,95 m standing height, generous storage space and a washroom with large, fold-down wash basin provide an abundance of comfort.

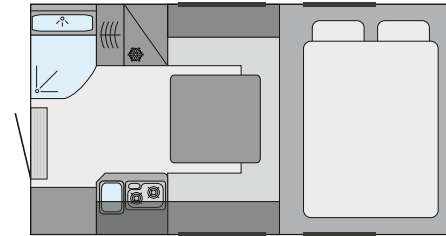
The bench WC stretches right across from right to left and ensures a clear layout.

Modern engineering, generous filling capacities including a 45 litre underfloor waste water tank and lots of further details round off the extensive equipment.

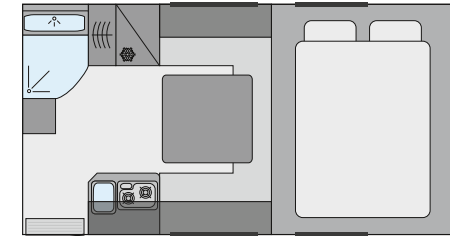
The TRAIL/BOX 260/260S also displays a further special feature: It fits onto both pick-ups with one-and-a-half cabin driver's cab and the ISUZU XL with double cabin and extended truck bed.



# TRAIL/BOX 260/260S



Interior fittings TRAIL/BOX 260



Interior fittings TRAIL/BOX 260S



## TECHNICAL DATA

Total width\* 210 cm

Total length\* 608 cm

Total height\* 299 cm / Standing height 195 cm

Platform length 429 cm / Floor length inside 264 cm

Bed dimensions alcove 198 x 150 cm

Bed dimensions seating group 198 x 113/120 cm

## GAS, WATER & HEATING SYSTEM

Storage space for two 5 kg gas bottles, with access from outside

Gas heating "TRUMA Combi 4E" with water heating system (boiler 10 litre)

Cut-off valves for each individual appliance

Fresh water supply with 96 litre tank and pressure pump

45 litre waste water tank as underfloor tank

## SUITABLE BASIS VEHICLES \*\*

Ford Ranger, Isuzu D-Max, Nissan Navara, Toyota Hilux, VW Amarok Double Cab

Some of the accessories shown are not included as standard – available with surcharge.

\*Approx. – depending on basis vehicle and equipment

\*\*See additional information on Page 51



***The model corresponds essentially to the TRAIL/BOX 260/260S model but is designed especially for the Land Rover Defender 130.***

The most obvious difference is the standing height of 2.14 m, resulting from the adaptation to the higher driver's cab in the Defender. This makes the already spacious interior appear even airier. In addition, the cabin also offers additional storage space. Like all our cabins, the washroom also features the new, modern wall decor.

The darker shade provides an attractive contrast to the white bathroom fittings.

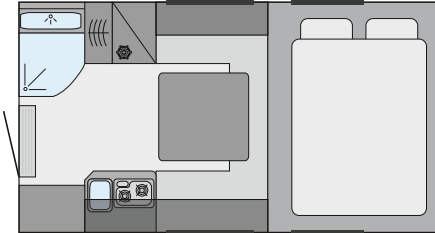
Typical for TISCHER, workmanship and quality are of the highest level: The modern sandwich construction technique and a stove-enamelled aluminium outer membrane make the cabin robust – even suitable for holiday trips off-road and far from civilization.

The 200 and 240 models are also available for the Land Rover Defender with a surcharge.

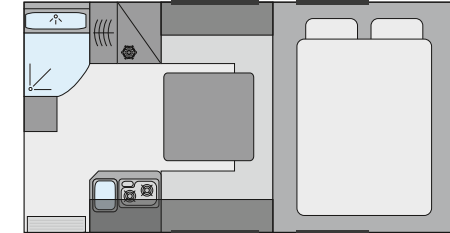




# TRAIL/BOX 260R/260RS



Interior fittings TRAIL/BOX 260R



Interior fittings TRAIL/BOX 260RS



## TECHNICAL DATA

Total width\* 210 cm

Total length\* 610 cm

Total height\* 315 cm / Standing height 214 cm

Platform length 430 cm / Floor length inside 264 cm

Bed dimensions alcove 198 x 150 cm

Bed dimensions seating group 198 x 113/120 cm

## GAS, WATER & HEATING SYSTEM

Storage space for two 5 kg gas bottles, with access from outside

Gas heating "TRUMA Combi 4E" with water heating system (boiler 10 litre)

Cut-off valves for each individual appliance

Fresh water supply with 96 litre tank and pressure pump

45 litre waste water tank as underfloor tank

## SUITABLE BASIS VEHICLES \*\*

Land Rover Defender 130

Some of the accessories shown are not included as standard – available with surcharge.

\*Approx. – depending on basis vehicle and equipment

\*\*See additional information on Page 51



***The demountable cabin TRAIL/BOX 260SD is the ideal holiday home for a relaxed and extended trip for two.***

Abundant space including a seating dinette at the side, generous storage space in the living area and a comfortable, wider washroom with large shower guarantee relaxed travel and every comfort. A space-saving sliding door leads into the washroom. The extensive standard equipment also includes two camping chairs and a table, close at hand

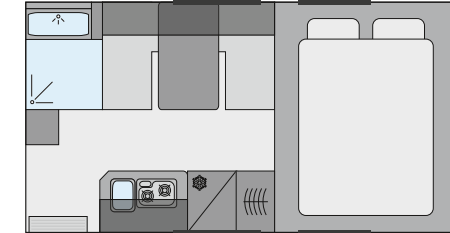
in a practical external storage space at the back.

With the 100 litre fresh water tank, two 5 kg gas cylinders and the 50 litre waste water tank, even extended holidays without a stop at a campsite pose no problems.

You are completely self-sufficient on your travels and at the same time enjoy all the comforts of a completely equipped camper. Your personal holiday home on wheels awaits you!



# TRAIL/BOX 260SD



Interior fittings TRAIL/BOX 260SD

## TECHNICAL DATA

Total width\* 210 cm

Total length\* 617 cm

Total height\* 299 cm / Standing height 195 cm

Platform length 435 cm / Floor length inside 269 cm

Bed dimensions alcove 198 x 150 cm

Bed dimensions seating group 198 x 146/96 cm\*\*

## GAS, WATER & HEATING SYSTEM

Storage space for two 5 kg gas cylinders (not included in the standard scope of delivery), accessible from outside

Gas heating "TRUMA Combi 4E" with water heating system (boiler 10 litre)

Cut-off valves for each individual appliance

Fresh water supply with 100 litre tank and pressure pump

50 litre waste water tank as underfloor tank

## SUITABLE BASIS VEHICLES \*\*\*

Ford Ranger, Isuzu D-Max, Land Rover Defender, Nissan Navara, VW Amarok Double Cab XL

Some of the accessories shown are not included as standard – available with surcharge.

\*Approx. – depending on basis vehicle and equipment

\*\*No standard equipment

\*\*\*See additional information on Page 51





***The TRAIL/BOX 280 cabin model (with back entrance) and the 280S and 285S models (both with side entrance) were specially designed for VW flatbed trucks.***

The series is further developed and the cabins are now available for T4, T5, T6 and new T7. With a standing height of 2.03 m, all three versions are characterised by lots of space and comfort for four occupants. With a functionally-equipped kitchen and complete bathroom, nothing is left to

be desired, even on longer trips. A further special feature of the model: on request, we provide access to the driver's cab; in doing so we also alter the backrest of the back seat. For short trips or shopping without the cabin, the opening can be closed quickly and simply using a door and plastic panel.

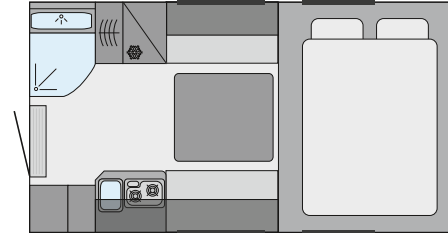
The series flatbed from Volkswagen come up trumps with a special feature: During mounting, the tailboard just has to be detached for the cabin to fit like a glove.

Couldn't be less complicated.

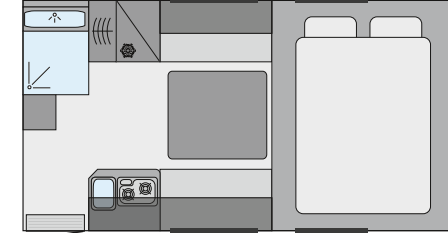


# TRAIL/BOX 280/280S

Access to the driver's cab optional



Interior fittings TRAIL/BOX 280



Interior fittings TRAIL/BOX 280S



## TECHNICAL DATA

Total width\* 221 cm

Total length\* 615 cm

Total height\* 307 cm / Standing height 203 cm

Platform length 447 cm / Floor length inside 285 cm

Bed dimensions alcove 208 x 150 cm

Bed dimensions seating group 208 x 132 cm

## GAS, WATER & HEATING SYSTEM

Storage space for two 11 kg gas bottles, with access from outside

Gas heating "TRUMA Combi 4E" with water heating system (boiler 10 litre)

Cut-off valves for each individual appliance

Fresh water supply with 100 litre tank and pressure pump

45 litre waste water tank as underfloor tank

## SUITABLE BASIS VEHICLES \*\*

VW T4/T5/T6/T7 single cabin - short wheelbase  
VW T4/T5/T6/T7 double cabin

Some of the accessories shown are not included as standard – available with surcharge.

\*Approx. – depending on basis vehicle and equipment

\*\*See additional information on Page 51

# EQUIPMENT



13-pin plug for lighting and 3-pin high-current plug for battery charging



"Truma VarioHeat Eco" gas heating (only TRAIL/BOX 200)



Fold-away wash basin (except TRAIL/BOX 200)




Washroom with shower tray and cassette WC (except TRAIL/BOX 200)



Mini-Heki (excluded TRAIL/BOX 200, 220, 230 (S) und 240)



"Truma Mono Control CS" gas regulator system




96 litre fresh water tank



"TRUMA Combi 4E" gas heating (except TRAIL/BOX 200)



Compressor fridge, 90 l with freezer compartment



Double-locked entrance door

## EQUIPMENT & ACCESSORIES COMFORT AND LUXURY IN SERIES

Even as they leave the plant, our demountable cabins are extensively equipped. Select your additional accessories here and in our extensive pricelist to make your travels with a TISCHER cabin as comfortable as possible.



"Froli Star" comfort sleep system



Board control system



„Cytrac® DX Vision“ satellite system



External shower



3 meter awning right or left



SOG toilet ventilation system



2-stage electric entrance step



Pull-out entrance step



110 Watt solar system, charge control  
(Standard equipment: 1 x 110-watt solar panel)



Shelf for washroom



Roof rack system with ladder



Starter pack



Stainless steel quick-change system  
for tailgate




Fold-down worktop or shelf



Alcove upper cabinet with shelf



„Truma Duo Control CS“ gas regulation system



Shoe rack



Lengthwise bed version

## ACCESSORIES

The optional accessories on this page are available with surcharge. Further information can be found in our current pricelist.



***FAMILY BUSINESS***  
***OVER 50 YEARS OF TRADITION AND EXPERIENCE***

Our home has been the Kreuzwertheim industrial area Wiebelbach, in the heart of Mainfranken, since 1978. The gradual expansion of the plant site has enabled us to improve our cabin construction over the years. All the cabin construction stages are completed at our factory – from the design phase to final assembly. Visit our showroom for a personal consultation!

We assemble your cabin directly at our factory, then give you all the instructions for your cabin on your vehicle. We also carry out service and repairs at our factory. Are you passing through? Why not spend the night on one of our parking spaces. You are welcome to come and visit us! Tel. +49 (0)9342 8159



# COMPANY

## **TISCHER GMBH FREIZEITFAHRZEUGE** **CAMPING PASSION MADE IN GERMANY**

Did you know that the beginning of our success story was a motorhome cabin for a VW flatbed truck? Peter Tischer and his father Josef wanted to build a maneuverable home to take on the road. The idea was so successful that it gave rise to an entire company, TISCHER GmbH.

Today, our family-owned company based in Kreuzwertheim designs and manufactures demountable cabins for almost all pick-up available on the German market. With around 50 employees, we produce more than 240 cabins per year. Thanks to high-quality materials, precision craftsmanship and attention to detail, cabin after cabin is created in top "Made in Germany" quality.

Yours, Patrick Sauer



## **TISCHER IS SUSTAINABLE**

**OUR PRODUCTS REPRESENT A LOVE OF NATURE**

With the demountable cabins and combinations from TISCHER, you can discover and explore nature away from busy roads. This gives our company a clear ecological responsibility. For years we have been committed to greater sustainability in our operations and in the concept of our demountable cabins.

Numerous solar panels on our hall roofs that meet all of our energy needs are one example. We generally use locally produced substances as starting materials for TISCHER cabins to avoid unecological delivery routes.

In order to conserve the precious resource of water, we can install water-saving components in the cabin on customer request and, for example, provide a dry toilet as an ecological alternative to the conventional toilet.



**100 %**

Self-supply of electricity  
with photovoltaic systems



**50 %**

Reduced water consumption  
by installing water-saving components

# SUSTAINABILITY

## **TISCHER CLASSIC** EXTREMELY LONG-LASTING AND THUS ECOLOGICAL

As a further advantage for protecting and preserving the environment, we would like to emphasize the enormously long service lives of TISCHER camper cabins. This is achieved through high-quality materials, skilled production and the technical components. Many have been driven by lucky customers for 20 or more than 30 years and are far from becoming iconic classics stuck in the garage.



It is also good for the environment that the chosen cabin can be adapted and used without any problems, even if you change your pick-up. To ensure that TISCHER customers can count on their camper cabin lasting a very long time, we are here with our useful range of services just in case you need them. This applies to replacement parts as well as the expert execution of repair work and even restorations of the cabin interior, which we are happy to provide if you wish.

The charm of TISCHER oldsters speaks for itself. The longer they travel with their owners, the better for the environment.



## TISCHER CHRONICLE

### THE HISTORY OF OUR SUCCESS

- 1973** First self-constructed cabin on a VW pick-up
- 1978** Move into the new plant in Wiebelbach
- 1980** Brands such as Ford, Mercedes, Mitsubishi and Toyota expand the range of basis vehicles
- 1982** Establishment of Tischer GmbH Freizeitfahrzeuge
- 1986** The Nissan pick-up becomes the primary basis vehicle
- 1990** Peter Tischer takes over the management of the company
- 1990** The TRAIL model series is launched
- 2001** The product range is expanded with the addition of the BOX model series
- 2013** Jubilee! We celebrate 40 years of TISCHER Freizeitfahrzeuge
- 2013** The erection and conversion of the company headquarters in Kreuzwertheim is completed
- 2014** The 4,000th TISCHER cabin leaves the plant
- 2015** By now, 178 TISCHER cabins are produced annually
- 2016** Award for TISCHER! The model 260S was distinguished as "The Perfect Camper 2016" by Reisemobilist magazine.
- 2017** A further award for TISCHER: Our models TRAIL and BOX receive the "Seal of cabin quality 2017 for sturdy superstructure construction".
- 2018** Expansion of plant and increased capacity through the construction of a new production hall
- 2021** Plant expansion: Construction of a new hall for initial assembly and vehicle conversions
- 2022** Generation change: Patrick Sauer will take over the management of the company from his stepfather Peter Tischer
- 2023** TISCHER is celebrating 50 years in business and is well positioned for the future. This will be ensured above all by the additional expansion of the production capacity with a new factory hall for 4 production spaces, the CNC area and the furniture factory.
- 2024** TISCHER meet-up celebrates its 25th anniversary



**FRIENDS MEET FRIENDS**  
**THE 25TH TISCHER MEET-UP IN MAY 2024**



**A lot more information and photos can be found here:**  
 Simply scan the QR code.  
 Collect impressions!

**Camping, celebrating, talking to other TISCHER fans in nature and exchanging experiences:**

for customers, partners and friends of the company, it has long been a beautiful tradition to come together at the TISCHER meet-up once a year. The 25th anniversary on the Ascension Day holiday weekend from 9 to 12 May 2024 was the ideal time for this. More than 110 vehicles rolled up to celebrate the family values typical of TISCHER.

The Camping Seeblick Toni camping club in Kramsach in Austria's Alpbachtal was a picturesque setting for the event, nestled in the mountains. This magnificent location was very appropriate for the anniversary: the area with its wonderful lake plateau isn't called "bathtub of Tyrol" for nothing!

# TISCHER SERVICE

## **SERVICE & ACCESSORIES**

**EXTRAS IN BRAND QUALITY**

*The tonneau of your pick-ups deserves that extra something.  
We provide the cover and the coating.*

### **TONNEAU COVER BAKFLIP**

The optically appealing cover, made of aluminium, with integrated water drain, is extremely sturdy, can be used either completely or partially open when driving and adapts totally to the interior contours of the truck bed. As soon as the panels are closed, the BAKFLIP locks automatically. The cover is attached to the brackets with just two screws – this can be done without difficulty even where edge guards are in place.

The cover has a bearing load of up to 150 kg. The hinges are made of EPDM (ethylene-propylene-diene-monomer), a synthetic rubber which is corrosion-resistant, climate resistant and insensitive to acids. Thanks to the weatherproof material, the tonneau cover resists moisture, heat and frost. In addition, with the locked Bakflip and closed back flap, everything is safely stored to prevent theft.

### **RHINO LININGS® FOR FLATBEDS**

For every TISCHER cabin we recommend the spray-on two-component plastic coating "Rhino Linings" for flatbeds and truck beds. In addition to outstanding non-slip properties and sound insulation, "Rhino Linings" coatings offer a permanently attractive appearance. The water and air permeable material is an outstanding alternative to conventional, loose truck bed lining and has been in use in the USA for lining truck beds since 1988.





## **SERVICE & GUARANTEE**

### **ALL-ROUND CARE AND SUPPORT**

***Thank to our all-round customer care, you get not only our custom-made demountable cabins, but also a comprehensive range of services.***

When we hand over your new TISCHER cabin, you also receive a comprehensive book containing our operating instructions and all the

operating instructions for the technical appliances and equipment installed. This allows you to do your own troubleshooting. And should something require replacement, we procure and dispatch individual and replacement parts, as a rule within one working day. We have many of them in stock on site.



***TAKING YOUR HOBBY ALONG***  
***(IN-) SEPARABLE TRAVEL COMPANION***

Holidays and relaxation often also involve action and fun. These include the very individual leisure time activities enthusiasts don't want to forgo on their travels. Be they racing cyclists, water sports fans or bikers: Hobby equipment can always be taken along.



# LEISURE TIME & MORE



## ***SIMPLY FLEXIBLE***

***– FLEXIBLY SIMPLE***

***The compact dimensions of our pick-up and demountable cabins simplify travelling with a trailer and provide you with unimaginable flexibility on holiday.***

Meter-long combinations that turn winding roads into a test of courage, and multiple attempts to fit into a parking space become things of the past with TISCHER demountable cabins. Horse box, boats or motorbike trailers can be towed with different basis vehicles in combination with various cabin and tow bar types. Alterations to the drawbar (stabilizing wheel) may be necessary. A trailer bracket extension (Harbeck system) is possible with a restricted tow load of max. 1,700 kg.

## ***E-BIKE, MOUNTAIN BIKE, RACING BIKE ...***

Transporting bikes is really easy with our demountable cabins: with a bike rack directly at the rear, the bike simply comes along too. Depending on the entrance, the bike rack is attached to our pick-up models as either a fixed or a fold-away version. So on your travels you can get close to nature on two wheels and enjoy your hobby to your heart's content.

Travel in comfort and yet remain completely flexible: No matter what hobby you want to take along, we will find the right individual solution for you and your four-wheel vehicle!

***Have a word with us. We would be pleased to advise you on possible combinations and trailer loads.***

# TISCHER INDIVIDUAL



*TRAIL 340S, fixed structure on VW T5 chassis*



*BOX 260S, on Nissan Navara, platform flatbed with fold-down, detachable tailboards*

## **DREAM COMBINATION** INDIVIDUAL VEHICLES & AND SPECIAL PRODUCTS

If you have special requests, have a word with us! Whether basis vehicle, cabin equipment, paintwork, size or material – with our experience and know-how, we can make your dreams of the perfect vehicle come true.



*TRAIL-Liner, mobile home as low-bed trailer (fifth wheeler)*

## SUITABLE BASIS VEHICLES

### WE OFFER THE RIGHT CABIN FOR YOUR VEHICLE

BASIS VEHICLES	DETAIL	LENGTH OF THE FLATBED	TRAILER CABINS TRAIL & BOX (REAR AND SIDE ENTRANCE)										ADDITIONAL INFORMATION		
			200	220	230	240	250	260	260R	275	260SD	280			
<b>DODGE RAM</b>	Crew Cab	171.0 cm					■								
	Quad Cab	194.0 cm					■				■				
<b>FORD RANGER</b>	Double (Double Cab)	161.3 cm	■	■ (2)	■ (2)	■ (2)									
	One-and-a-half (Extra Cab)	191.1 cm	■			■ (2)			■ (2)				■ (2)		
<b>ISUZU D-MAX/ ISUZU XL</b>	Double (Crew Cab)	155.2 cm	■	■ (2)	■ (2)	■ (2)									Models manufactured later than 07/2012
	One-and-a-half (Space Cab)	179.5 cm	■			■ (2)			■ (2)				■ (2)		
<b>JEEP GLADIATOR</b>	Double (Double Cab)	153,1 cm	■	■ (2)	■ (2)	■ (2)									
<b>LAND ROVER DEFENDER</b>	130 Double (Double Cab)	166.8 cm	■ (1)			■ (1)				■			■ (1)		
	110 Single (Pick-up)	201.0 cm								■ (1)					
<b>MERCEDES X-CLASS</b>	Double (Double Cab)	158.7 cm	■	■ (2)	■ (2)	■ (2)									
<b>MITSUBISHI L200/ FIAT FULLBACK</b>	Double (Double Cab)	150.0 cm	■												
	Double (Double Cab)	150.5 cm	■												
	One-and-a-half (Club Cab)	180.1 cm	■												
<b>NISSAN NAVARA</b>	Double (Double Cab)	151.0 cm	■	■ (2)	■ (2)	■ (2)									Models manufactured later than 2006
	One-and-a-half (King Cab)	186.5 cm	■			■ (2)			■ (2)				■ (2)		
<b>TOYOTA HILUX</b>	Double (Double Cab)	152.0 cm	■	■ (2)	■ (2)	■ (2)									Models manufactured later than 2016
	One-and-a-half (Xtra Cab)	180.5 cm	■			■ (2)			■ (2)				■ (2)		
<b>VW T4 / T5 / T6 / T7</b>	Double													■ (2)	
	Single, short wheel base													■ (2)	
<b>VW AMAROK</b>	Double (Double Cab)	155.0 cm	■	■ (2)	■ (2)	■ (2)									
	Double (Double Cab XL)	186.5 cm				■ (2)			■ (2)				■ (2)		

(1) Custom products with surcharge. (2) Possible only with payload uprating. Errors and omissions excepted. This list is not exhaustive.

TISCHER cabins can also be used on many further vehicles. This list is valid for Germany only. For other countries, please contact the respective dealer directly.

# **CONFIGURATOR**

***PUT TOGETHER YOUR PERFECT CABIN RIGHT NOW***

You've been thinking about what your personal dream of a camper cabin might look like for some time. Which model ranks top in your list? What do you feel is most important when setting it up?

With the TISCHER cabin configurator, it's really easy to put everything together based on what you want. In the comfort of your own home, in peace. It quickly takes you through the entire configuration and shows you what we can create for you in careful factory production.

You can send your result from the TISCHER configurator digitally to us or a partner from our network of specialized dealers. We will know exactly what you imagine for your cabin. This saves you time and effort, because we can start the consultation for your order at a much more advanced level.



**CABIN CONSTRUCTION**

---

Modern sandwich construction technique with accessible roof

---

Stove-enamelled, smooth aluminium outer membrane with design options in a variety of colours

---

Poplar plywood interior panelling and 30 mm solid foam insulation

---

Thermal bridge-free "SEITZ" double-glazed windows, mosquito net and blackout blind

---

Entrance door with double locking, window incl. mosquito blind

---

Double-shell roof cover incl. mosquito net and blackout

---

Crank supports with plastic washers

**ALCOVE**

---

Anti-thermal-bridge "SEITZ" double-glazed windows, mosquito net and blackout blind

---

Bed with comfortable "Froli Star" sleeping system and warm air supply

**LIVING AREA**

---

Decorative coating on interior walls and PVC floor covering

---

Furniture in light poplar plywood with modern, easy-care coating

---

Kitchen furniture and table with hardwearing surface

---

Aluminium swivel table

---

Curtains on the living area windows (various versions possible)

---

Central seating group in 8 cm thick, high-quality foam upholstery, convertible to a bed

---

Covers in modern design, zippers for removal

---

Back-ventilated backrests

---

Forced ventilation on all storage cabinets

**KITCHEN**

---

2-flame gas cooker with safety pilot and electrical ignition and separate sink with split glass cover plate

---

Compressor fridge, 90 l with freezer compartment

**WASHROOM (EXCEPT TRAIL/BOX 200)**

---

Large, fold-away wash basin, cassette WC and shower

---

Mirror, lighting and wall cabinet

---

Roof cover for ventilation

**12 V / 230 V SYSTEM**

---

Energy-saving 12 Volt LED lighting in living area

---

230 volt and USB socket

---

CEE input socket with 10 A automatic fuse

---

Lithium battery with integrated heating, 12 V 100 Ah with triple charger (charger, 30A booster, solar controller) and 30A high-current plug

---

Shut-off relay for 12 Volt refrigerator function

---

110 W solar panel

# DISCOVER TISCHER

## Anytime. Anywhere.


**TISCHER**  
FREIZEITFAHRZEUGE

VISIT US – IN PERSON,  
ON OUR WEBSITE OR SOCIAL MEDIA.




[www.tischer-pickup.com](http://www.tischer-pickup.com)



 @tischerpickup



 @tischer\_pickup\_deutschland

**TISCHER GmbH Freizeitfahrzeuge**  
Frankenstrasse 3 · 97892 Kreuzwertheim  
Industriegebiet Wiebelbach  
Fon: +49 (0)9342 8159 · Fax: +49 (0)9342 5089  
Mail: [info@tischer-pickup.com](mailto:info@tischer-pickup.com)



### TIP: RENT AND TEST!

We also offer pick-ups and demountable cabins to rent. A good opportunity to test the combination extensively on your next vacation.

Pictures: Rolf Nachbar Fotografie & Design · Studio Tschöp GmbH  
Details of dimensions are approximate. Deviations (+/- 5 %) in factory tolerances are possible and permitted.  
agency: kl,company · tis-all-24-1006 08/24 · [www.kl-company.de](http://www.kl-company.de)